

VIRTUAL MEETING GUIDE

Attending the Annual General and Special Meeting (“AGM”) Electronically

This year we will be conducting a virtual AGM, giving you the opportunity to attend the AGM online, using your smartphone, tablet or computer.

You will be able to view a live webcast of the meeting, ask the board questions and submit your votes in real time.

Simply go to <https://web.lumiagm.com/131477895> in your web browser (not a Google search) on your smartphone, tablet or computer. You will need the latest versions of Chrome, Safari, Edge or Firefox. Please ensure your browser is compatible by logging in early. PLEASE DO NOT USE INTERNET EXPLORER.

If you have voting rights, select “Login” and enter your username and password. If you don’t, select “Guest” and fill in the form.

You will be able to log into the site from 14:00 MDT, April 28, 2020. The AGM will start at 15:00 MDT.

Important Notice for Non-Registered Holders:

Non-registered holders (being shareholders who hold their shares through a broker, investment dealer, bank, trust company, custodian, nominee or other intermediary) who have not duly appointed themselves as proxy will not be able to attend or participate at the meeting.

If you are a non-registered holder and wish to attend and participate at the meeting, you should carefully follow the instructions set out on your voting information form and in the management information circular relating to the meeting, in order to appoint and register yourself as proxy.

In Order to Participate Online:

Before the meeting:

1. Check that your browser for whichever device you are using is compatible. Visit <https://web.lumiagm.com/131477895> on your smartphone, tablet or computer. You will need the latest version of Chrome, Safari, Internet Explorer 11, Edge or Firefox.
2. All securityholders MUST register any 3rd party appointments at www.computershare.com/appoint. Failure to do so will result in the appointee not receiving login credentials.

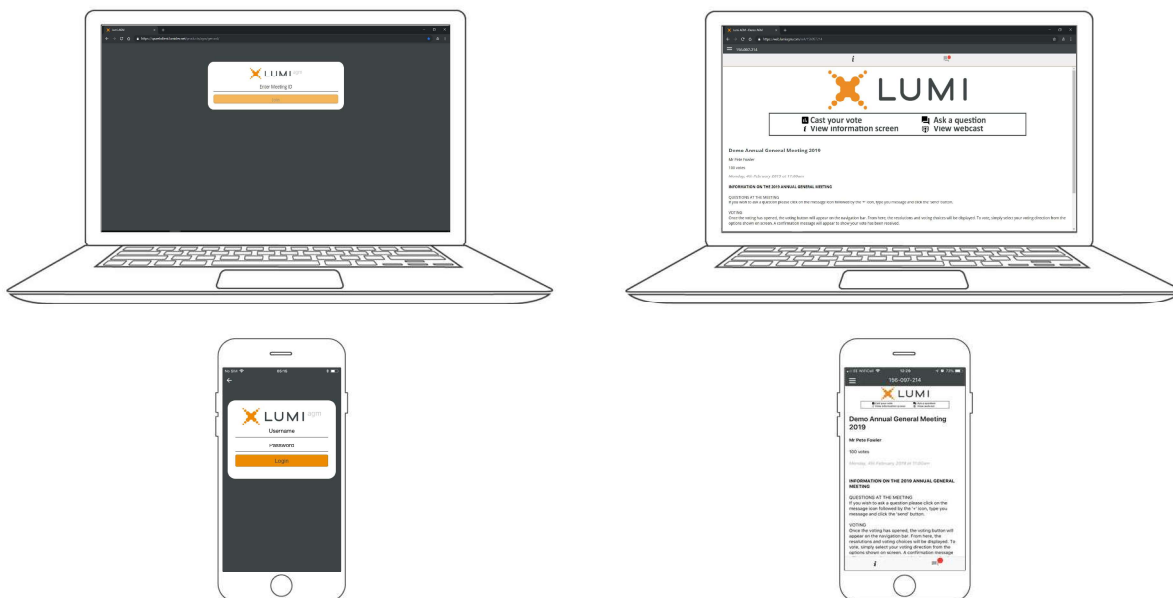
Gather the information you need to access the online meeting:

Meeting ID: 131-477-895


Password: Vermilion2020

To log in, you must have the following information:

- > **Registered Holders:** The 15 digit control number provided on your form of proxy provided by Computershare, which constitutes your user name.
- > **Appointed Proxy:** The user name provided by Computershare via email, provided your appointment has been registered.

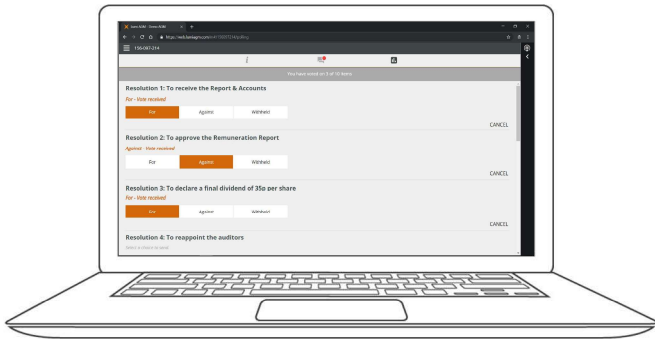


Navigation

When successfully authenticated, the info screen  will be displayed. You can view company information, ask questions and watch the webcast.

If you would like to watch the webcast press the broadcast icon. 

If viewing on a computer, the webcast will appear at the side automatically once the meeting has started.



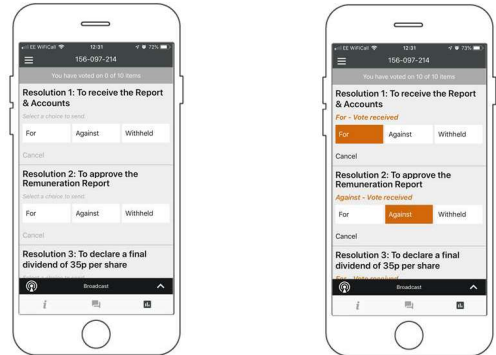
Voting

Once the voting has opened, the resolutions and voting choices will be displayed.

To vote, simply select your voting direction from the options shown on screen. A confirmation message will appear to show your vote has been received.


For - Vote received

To change your vote, simply select another direction. If you wish to cancel your vote, please press Cancel.



Questions

Any voting member attending the meeting is eligible to ask questions.

If you would like to ask a question, select the messaging icon. 

Messages can be submitted at any time during the Q&A session up until the Chair closes the session.



Type your message within the chat box at the bottom of the messaging screen.

Once you are happy with your message click the send button.

Questions sent via the Lumi AGM online platform will be moderated before being sent to the Chair.

